

 **ABB Contact Lens**
Specialty Vision Products

2024 PRODUCT CATALOG



Consultation Team

Our experienced team of Specialty Vision Consultants is your ultimate support when looking for specialty lens consultation, educational opportunities and valuable resources to grow your specialty lens practice.

EASTERN



Jordan Davidson
Specialty Lens Consultant
& Dry Eye Expert
1.800.772.3911 Ext. 5342
jdavison@abboptical.com

Experience: Extensive knowledge of specialty contact lenses and dry eye.
NCLE-C 2016 COA 2014



Corey Alvis
Specialty Lens Consultant
& Hybrid Lens Expert
1.800.772.3911 Ext. 5210
calvis@abboptical.com

Experience: Over 15 years in the contact lens industry
NCLE-C 2002



Larry Platt
Specialty Lens Consultant
1.800.772.3911 Ext. 4103
lplatt@abboptical.com

Experience: Over 35 years in the contact lens industry
NCLE-C 1989 NCLE-AC 1999



Joe Hanson
Specialty Lens Consultant
1.800.772.3911 Ext. 4103
jhanson@abboptical.com

Experience: Over 35 years in the contact lens industry



Angela Kasperek
Specialty Lens Consultant
1.800.772.3911 Ext. 7787
akasperek@abboptical.com

Experience: Over 20 years in the contact lens industry

CENTRAL



Dede Reyes
Professional Education &
Hybrid Lens Expert
1.800.772.3911 Ext. 5860
dreyes@abboptical.com

Experience: 20 years experience with clinical contact lenses, over 12 years in the contact lens industry
NCLE-C 1990 Fellowship CLSA 1995



Alika Mackley
Specialty Lens Consultant
1.800.772.3911 Ext. 4767
amackley@abboptical.com

Experience: Over 35 years in the contact lens industry
NCLE-C 2003 NCLE-AC 2007



Sherre McMahon
Specialty Lens Consultant
1.800.772.3911 Ext. 4768
jdavison@abboptical.com

Experience: Over 35 years in the optical industry
NCLE-C 2004 COT 1999



Ann Shackelford
Specialty Lens Consultant
1.800.772.3911 Ext. 5828
ashackelford@abboptical.com

Experience: Over 40 years in the contact lens industry
NCLE-C 1997 NCLE-AC 2007



Crystal Bailey
Specialty Lens Consultant
1.800.772.3911 Ext. 5817
cbailey@abboptical.com

Experience: Over 23 years in the contact lens industry
NCLE-C 2002



Stephanie Carnegie
Specialty Lens Consultant
1.800.772.3911 Ext. 5837
scarnegie@abboptical.com

Experience: Over 35 years in the contact lens industry
NCLE-C 2013



Marc Daniel
Specialty Lens Consultant
1.800.772.3911 Ext. 5820
mdaniel@abboptical.com

Experience: Over 40 years of in the contact lens industry
NCLE-C 2010

 **ABB Contact Lens**
Specialty Vision Products



ELEVATING EDUCATION FOR YOUR PRACTICE

NEW! Virtual Education & Private Instruction



With ABB Specialty Vision Consultants



Dede Reyes

FCLSA, Manager, Consultation & Education
x5860




Jordan Davidson

NCLC, Specialty Vision Products
x5342



Sherre McMahon

COT, NCLC, Specialty Vision Products
x4768



- Convenient, Personal Learning – No Waiting
- One-on-One Expert Instruction
- Wide Variety of Specialty Contact Lens Modalities Included

Contact Us Today To Learn More!

800.773.3911 option 1 | ABBOPTICAL.COM/SPECIALTYVISION




Table of Contents

☼ Service You Can Count On	Pages 4
☼ Education and Staff Training	Pages 2
☼ Tangible Hydra-PEG	Pages 6
☼ Scleral Travel Kit	Page 7
☼ Custom Gas Permeable Contact Lenses	
Scleral	Pages 7-14
Ortho K	Pages 15-19
Irregular Cornea	Pages 20-23
Bifocal/Multifocal	Pages 24-27
Spherical	Pages 28 & 29
☼ Hybrid	
SynergEyes	Page 30
☼ Custom Soft Contact Lenses	
CONCISE Custom Soft	Pages 31-33
CONCISE Colors	Page 34
Kerasoft IC/Kerasoft Thin	Pages 35-36
Sports Vision - NEW	Pages 37
☼ Specialty Fitting Sets	Pages 38
☼ GP Materials	Pages 39

☼ Service You Can Count On

Our friendly customer service professionals are happy to help and may be contacted by your preferred method:

Phone: 1-800-772-3911, option 3

Email: specialtycontactlenses@abboptical.com

Live chat: [visit our website at abboptical.com](#)

Conveniently place orders by calling or simply logging onto our website with your account number anytime, 24/7.

Do you have a question on a lens design or contact lens fit?

Contact us at 1-800-772-3911, option 4 for Specialty Contact Lens Consultation.



☼ Manufacturing Excellence

With over 60 years (1959) of experience in manufacturing specialty gas permeable (GP) and custom soft lenses for Eye Care Practitioners, you can count on the extraordinary expertise at ABB Optical Group. State of the art equipment, cutting-edge technology, and top quality materials combined with proprietary unique lens designs, allow us to provide exceptional lenses for outstanding vision!



Education

ABB Contact Lens Specialty Vision Products has the resources to help you grow your specialty practice. We are dedicated to providing educational tools, training and programs to you as an Eye Care Practitioner and your staff.



LUNCH AND LEARNS

- **Scleral Lens product specific topics**
 - ICD FlexFit®
 - Atlantis
 - Europa
 - Ampleye
 - Jupiter
 - VibrantVue Solutions
- **Basic Scleral Lens Education**
- **Basic Scleral lens Troubleshooting**
- **Basic Scleral Staff Education**
 - Educating Patients with Care and Handling
 - Increasing Patient and Practice Success
 - Instrumentation for Scleral Lens Fitting

WET LABS
LIVE WEBINARS
RECORDED WEBINARS

SCLERAL LENS BOOT CAMPS
VIRTUAL FITS
LIVE CHAT



☀️ **Tangible® Hydra-PEG®**

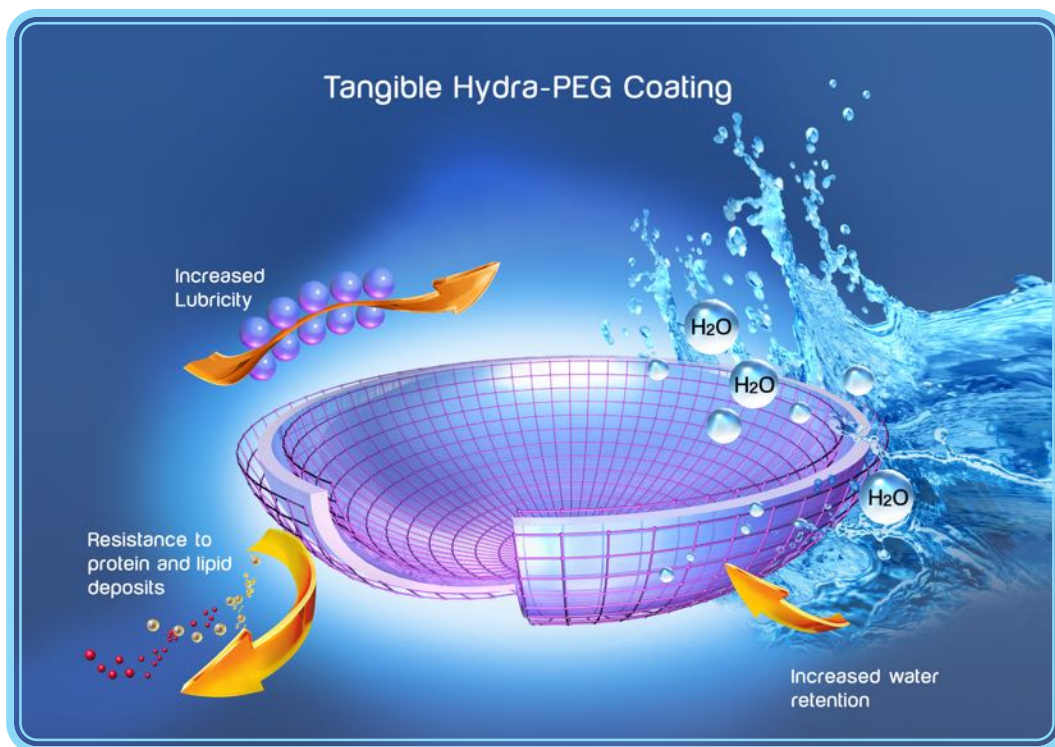
A “Game Changer” for Eye Care Practitioners’ Practices. Tangible Hydra-PEG is the first contact lens coating technology in the world for specialty custom lenses.

IMPROVE YOUR PATIENTS’ SATISFACTION... AND YOUR OWN PRACTICE

PATIENT PREFERENCE The vast majority of patients prefer lenses coated with Tangible Hydra-PEG to uncoated or habitual lenses, and report greater end of day comfort.¹

GREATER CONVENIENCE Tangible Hydra-PEG can make the custom contact lens experience less of a hassle for patients, by freeing them from rewetting drops and reducing deposits that require mid-day cleanings.

IMPROVED WETTABILITY With greater wettability, lenses coated with Tangible Hydra-PEG can reduce lens returns.



Tangible Hydra-PEG is available on Contamac Optimum GP , Paragon HDS, Paragon Fluoroperm, Boston ES, Boston EO, Boston XO 2 materials and Acuity Polymers materials.



Ask our specialty customer service representative to add Tangible Hydra-PEG coating when ordering your prescriptions.

¹ Walker M, Redfern R. Scleral lens surface coating improves vision and comfort. Poster presented at: the 8th International Conference of the Tear Film and Ocular Surface Society (TFOS); September 2016; Montpellier, France.

INTRODUCING THE SCLERAL TRAVEL KIT.



Scleral lenses can take some getting used to for patients who have never worn them before. To help new patients, we have created a Scleral Travel Kit to make caring for new scleral lenses easier than ever.

Each Scleral Travel Kit includes:

- Clear, reusable zipper travel case
- **New** Tangible Clean daily cleaning and disinfecting solution, travel size bottle (3.4 oz)
- **New** VibrantVue Scleral Saline (6 single-use 5 ml. vials)
- Large DMV inserter
- Small DMV remover
- Contact lens case

All products available in full size from ABB CL SVP



A reminder card for your practice to re-order is also included!

Call today to place your Scleral Travel Kit order for all your scleral lens patients!

800.772.3911 option 3

Exclusively from
**ABB Contact Lens
Specialty Vision Products**

ICD FLEXFIT®

A UNIQUE ALL-IN-ONE SCLERAL LENS SYSTEM



ICD FLEXFIT 16.3mm

SAGITTAL DEPTH	POWER
3,800	+2.00
4,000	Plano
4,200	-2.00
4,400	-4.00
4,600	-6.00
4,800	-8.00
5,000	-10.00
5,200	-12.00
5,400	-14.00

Advancements in Scleral Lens Design for Irregular and Normal Corneas.

The ICD FLEXFIT is a unique scleral lens system offering an all-in-one solution for both irregular and normal corneas.

Available in both 16.3mm and 14.8mm diameters, this advanced scleral lens design will allow you to “FLEX” in 0.1mm increments across a wide diameter range for a custom fit.

The ICD FLEXFIT is designed as a 4-Zone lens featuring Auto-FLEX technology to easily make increment adjustments to the vault or landing, while auto-adjusting the sagittal depth exactly to your patient’s cornea.

Even the most challenging patients can look forward to receiving a perfect fit with ICD FLEXFIT.

Additional “flexing” beyond the diameter ranges above are also available.



For Smaller Corneas

ICD FLEXFIT 14.8mm

SAGITTAL DEPTH	POWER
3,400	-4.00
3,600	-6.00
3,800	-8.00
4,000	-10.00
4,200	-12.00

DUAL DEPTH PERIPHERY™ TORIC LANDING

- Provides Rotational Stability
- Improves Lens Fit
- Reduces Chair Time
- Improves Comfort
- Improves Wearing Time

16.3mm



Front Surface Toric Markers

14.8mm



Innovative Lens Scribe Marks

Designed to deliver easy scleral lens fitting for exceptional vision, eye health and comfort.

16.3
AND
14.8



Now Available

“ The ICD FLEXFIT is my go-to scleral lens of choice. I have some of the most complicated patients in the country referred to my specialty lens clinic, and about 80% of the time, I do not need to make any modifications to the standard design. When I do need modifications, I can easily customize every parameter to achieve a perfect fit on very complex patients. ”

Dr. Katie Brown, Little Rock, AR

EUROPA SCLERAL



Using the platform of the very popular Jupiter Scleral lens, the Europa Scleral lens is designed to optimize fit, comfort, and vision as well as to simplify the fitting process.

Performance is maximized in 3 ways:

LARGER OPTIC ZONE

Increases the overall sagittal depth of the lens to optimize corneal clearance.

MID-PERIPHERAL REVERSE CURVE

Successful fitting for prolate and oblate corneas with a single lens fitting set.

ENHANCED HAPTIC PROFILE

Significantly reduces compression and lens tightening.



Successfully managing patients with a wide range of irregular corneal conditions and OSD. Efficient and easy-to-fit lens with advanced customization options, when needed.

CUSTOMIZE FOR ALL EYES. MODIFY FIT IN EVERY PARAMETER

front surface toric • toric haptics • center thickness • optic zone • peripheral curves

Full Customization	Base Curve, Sag, Power, CT, Peripheral Curve
Toric Haptic	up to 800μ in 50μ steps
Diameter	15.0 - 22.0mm
Material	Full range of material (Dk 100 - 200)
Plasma	All lenses are plasma-treated
Hydra-PEG	Tangible Hydra-PEG available upon request

SCLERAL ASYMMETRY




QUAD SPECIFIC

MULTI-MERIDIAN

No limitations to the standard 90° quadrants

SCLERAL OBSTACLES



NOTCHING

PRECISION LIFT

Notch (around) & Precision Lift (vault over)

OPTICAL PERFORMANCE: PRESBYOPIA | FRONT & BACK TORICITY



PRESBYOPIA

BI-TORIC

Presbyopia Add Power +1.00 to +3.50D in 0.50D steps

Presbyopia Add Zone 2 mm near (or distance) center zone
1.0 to 3.5mm in steps of 0.5mm

Bi-Toric Toricity can be added on both front & back of lens

20 LENS FITTING SETS AVAILABLE

Jupiter Scleral
THE ORIGINAL CLASSIC

✦ JUPITER SCLERAL

The *Jupiter 15mm and 18mm series* lenses have 5 curves organized into 3 zones: corneal zone, limbal zone, and scleral zone. The Jupiter series comes in three configurations to address different corneal geometries by varying the posterior design.

STANDARD DESIGN

The central corneal curve has a slightly steeper radius than the peripheral corneal curve. Most cases of corneal irregularity (keratoconus, post-surgical, etc.) are fit with the Standard Design.

ADVANCED KERATOCONIC DESIGN

The central curve is relatively **STEEPER** than the peripheral corneal curve.

REVERSE GEOMETRY DESIGN

The central curve is relatively **FLATTER** than the peripheral corneal curve.

Successfully managing patients with a wide range of irregular corneal conditions and OSD. Full range of Visionary Optics' customization options are available.

14 LENS FITTING SETS AVAILABLE

e|ara
FOR NORMAL CORNEAS

✦ ELARA SCLERAL

The Elara lens is designed for the regular cornea. With an increased corneal zone design that allows the lens to successfully vault small to large corneal diameters, it offers:

ESSENTIAL HYDRATION

Providing relief with a liquid reservoir continuously hydrating the cornea surface.

CONTINUOUS COMFORT

Wears all day with complete comfort.

OPTIMIZED VISION

Provides the clear, crisp vision of a GP lens.

Successfully managing OSD & patients who have failed with traditional GP or Soft lenses.

Elara for Presbyopia is available in a concentric bifocal design with a center near (or distance) front surface.

12 LENS FITTING SET AVAILABLE

☼ DYNA SCLERAL



The Dyna Family designs incorporate scleral designs for irregular cornea fitting and therapeutic conditions. This design is especially helpful for therapeutic needs like severe dry eye syndrome and Stevens-Johnson syndrome. This design has spherical front and back surfaces with a spherical, multi-curve PC system. It is designed to completely vault the cornea and allows for a comfortable fit. No touch should be observed on the cornea. Typically, the diameter should be about 1.5 mm larger than the cornea. Diameters of 16.1 to 20.5 mm should accomplish this.

Lenses are Plasma Treated and available in premium high DK materials of your choice: Bitoric - Back Toric - Front Toric – Multifocal – Quad Sym Edge Treatment

Diameter/BOZ	16.1/9.4 – 16.5/9.4 – 17.0/11.0 – 17.5/11.0 18.0/11.0 -18.5/11.0 – 19.0/11.0 – 20.0/.11.0
Base Curve	5.50 mm to 8.50 mm in .05 mm steps
Power	+12.00 to -20.00
Edge Lift	Increased and decreased as needed in steps. Quad Sym edge treatment available

☼ DYNA SEMI-SCLERAL



DYNA Semi-Scleral design is a smaller version of the DYNA Scleral design. The design has spherical front and back surfaces with a spherical, multi-curve PC system. Diameters range from 12.6 to 16.0 mm. The diameter of this lens should be about 3.0mm larger than the cornea in this design.

Lenses are Plasma Treated and available in premium high DK materials: Bitoric - Back Toric - Front Toric – Multifocal – Quad Sym Edge Treatment

Diameters	12.6 mm to 16.0 mm
Base Curve	5.50 mm to 8.50 mm in .05 mm steps
Power	+10.00 to -20.00
Edge Lift	Increased and decreased as needed in steps. Quad Sym edge treatment available

☼ INFINITY SCLERAL



ABB's Infinity Scleral Lens assists with managing corneal irregularity such as keratoconus, corneal surgery, corneal transplants, trauma, or other corneal complication, including patients that have previously failed in corneal GP lenses. **Very simple lens to use to get started fitting Scleral lenses.**

Design: Spherical Back Optic Zone, Peripheral System Generated in Relation to Base Curve, Edge Lift Options available as needed, Limbal Relief Zone (2 optical zones, average and large).

Parameter Range: BC Range: 5.60 mm to 8.50 mm, Average or Large (Limbal Relief) Optical Zones, Diameter Range: 14.5 mm to 18.2 mm, Standard Diameter: 16.0 mm, Back Vertex Power.

ATLANTIS SCLERAL

THE ATLANTIS SCLERAL DESIGN HAS 3 TRULY INDEPENDENT ZONES.

CENTRAL ZONE This is the optic zone and increases with a diameter increase. On the 15.5 the optic zone is an 8.5. Each individual central SAG can be increased or decreased by a total of 200 microns in 50 micron steps. This will not affect the other 2 zones.

LIMBAL VAULT ZONE This zone extends from the outside of the central zone to the inside of the scleral zone and the width of this zone is consistent with each diameter. The SAG of this zone can be increased (up to 200 microns) or decreased (down 100 microns) with no effect on the other 2 zones. The highest point of this zone can also be adjusted out towards the edge of the lens or in towards the optic zone of the lens. Changes are made in 25 micron steps.

SCLERAL ZONE This is the edge of the lens and is roughly 1mm wide. This zone can be manipulated to increase or decrease the SAG of just this zone by 250 microns in each meridian or any quadrant. The changes are done in 25 micron steps and will not affect the central zone SAG or the limbal zone SAG.

Design Features:

Available in 14.0 and 14.5 diameters for normal corneas | Quadrant specific limbal zone

Independent central SAG adjustments | Quadrant specific scleral zone

Up to 17.5 diameter option for deep SAGs | Expanded independent toric scleral zone options

Independent limbal vault adjustments to increase or decrease clearance | Oblate multifocal

Limbal vault adjustment towards optic zone for oblate corneas (in position) | Front toric optics stabilized by toric scleral zone

Limbal vault adjustment towards edge for corneal grafts (out position) | Lens notching for scleral obstructions

Product Parameters	
Base Curve	6.50 to 9.12 mm
Diameters	14.0 to 17.5mm (in 0.5 steps)
Power	+20.00 to -20.00D in 0.25D steps
Limbal Vault Zone	Up to 100 microns decrease. Up to 200 microns increase. Quadrant specific control
Scleral Zone	1 flat to 10 flat, 1 steep to 10 steep in 25 micron increments
Toric Scleral Zone	Bi-meridian control Quadrant specific control
Cylinder Power	-0.75D to -5.00D in 0.25D steps
Axis	0 to 180°
Multifocal Distance Zones	3.6, 4.0, 4.4
Multifocal Add Power	+0.75D to +4.00D
Materials	Optimum Extra*, Optimum Extreme*, Optimum Infinite, Boston XO*, Boston XO2*, and Paragon HDS NOTE: Materials with an asterisk (*) are indicated for the management of dry eye disease.
Warranty	Unlimited exchanges and cancellation within 90 days of original invoice.
Tangible Hydra-PEG	Available on all materials listed above.
PlasmaEYEZ	All Atlantis lenses are plasma treated free of charge.

AMPEYE SCLERAL



AMPEYE IS A 4-ZONE FULLY VAULTING AND COMPLETELY CUSTOMIZABLE SCLERAL LENS IDEAL FOR:

- Patients with irregular corneas
- Corneal GP intolerance
- Lens stability issues
- Presbyopes with regular or irregular corneas
- Patients with dry eye conditions or ocular surface disease - FDA Indicated!

AMPEYE LENS DESIGN FEATURES

- Independent zone control
- 16.5 mm optimal diameter - easy fit adjustments through full 15.0-17.0mm range
- Affordable 9 lens diagnostic set with toric haptic covers prolate & oblate corneas
- HydroLock chamber secures fluid for soothing relief of DED/OSD symptoms
- Anterior Surface Cylinder
- Quadrant Specific Control feature
- Aberration Correcting Optics provide true power performance
- **Multifocal CN zone now offered with custom positioning for optimized VA!**
- Available with Tangible Hydra-Peg surface treatment for a further enhanced wearing experience!

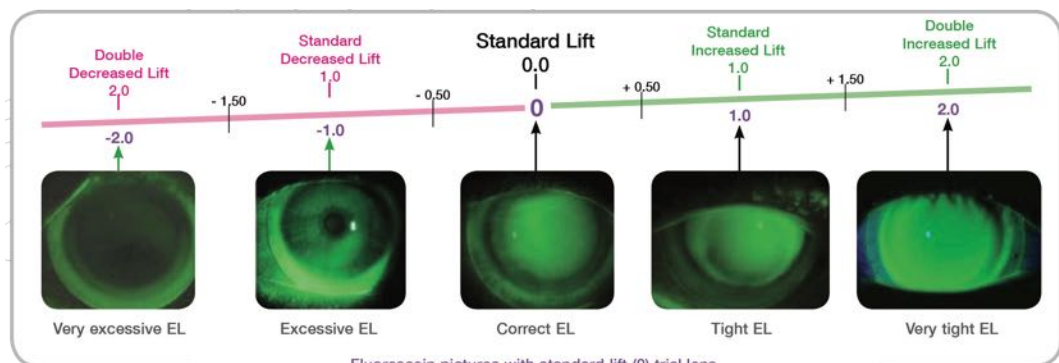
Parameter Availability	
Sagittal Depth	3,800 um to 5,600 um 3,000 um to 5,200 um in (15.0/15.5 Dia)
Base Curve	6.04 to 8.44; 1.0D = 50 um
Power	Made to Order
Diameters	16.5 mm standard; 15.0, 15.5, 16.0 & 17.0 mm available
Cylinder Axis	1° to 180° in 1° steps
Thickness	.30 mm standard; in .01mm steps
PCZ, LLZ, SLZ	Standard = 0; adjustable in 1.0 steps (25 um)
Multifocal Add	+1.00 to +3.50 (.25 steps)
Multifocal CN Zone	2.00 mm; adjustable from 1.00-4.00 mm in 0.50 mm steps
Material	Optimum Extra, Optimum Extreme, Optimum Infinite

ROSE K2 XL™



The ROSE K2 XL lens is part of the successful, easy to fit ROSE K family of lens designs with a simple systematic approach. It features an aspheric back optic zone which decreases as the BC steepens, front surface aberration control, precise edge lift control and reverse geometry in flatter base curves too. With a minimized center thickness and apical clearance, 1mm of lens movement on blink and the industry leading Dk of Menicon Z, all combined to maximize oxygen transmission to the cornea from this lens design.

	Primary Indications	Secondary Indications	Daily Wear
Applications	Keratoconus, pellucid marginal degeneration (pmd), post graft, post-lasik ectasia and any irregular corneal condition that cannot be successfully fitted within the limbus.	Polluted work conditions, stability for sport or working environment. Corneal GP intolerance, Piggyback substitute.	Made in Menicon Z material, this lens design delivers the maximum oxygen transmissibility to easily meet the daily wear requirements.
Parameter Range	<ul style="list-style-type: none"> • BC range: 5.80 to 8.40 mm • Diameter range: 13.6 to 16.0 mm • Standard diameter 14.6 mm • Power: Varies depending on material • Edge lifts: <ul style="list-style-type: none"> - 13 options - 5 standard lifts will optimally fit 90% of cases • Other options are available on request. <p><i>Recommended in</i> </p>		<p>Diagnostic Set</p> <ul style="list-style-type: none"> • 16 lenses manufactured in Menicon Z or Lagado ONSI 56 material • BC: from 6.00 to 8.00 mm • Standard diameter: 14.6 mm • Edge lift: Standard Lift (0)



Fluorescein pictures with standard lift (0) trial lens.
Arrows with the pictures indicate the required lift value to give the correct edge lift pattern.

Note: edge lifts in 0.5 steps are also available from -3.0 to +3.0.



Introduce your next generation of patients to
THE NEXT GENERATION OF ORTHO-K LENSES FOR MYOPIA MANAGEMENT
Euclid MAX™ delivers outstanding material characteristics with proven Euclid designs¹.




87% FIRST-FIT SUCCESS²

Minimizes chair time while maximizing patient satisfaction



EXCELLENT WETTABILITY

For comfortable lens wear and deposit resistance



HYPER DK

180 Dk³, the highest of any US overnight Ortho-K brand, especially important with young healthy eyes in the closed eye environment



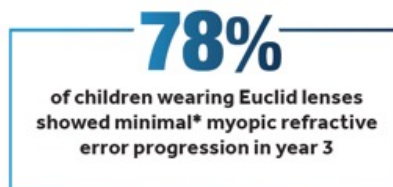
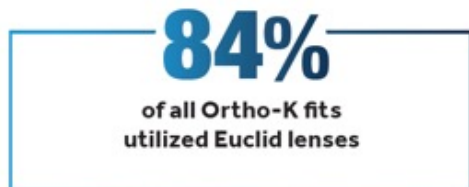
LENS STABILITY

Optimized durability with potential to resist warpage, scratches, and chips

THREE-YEAR STUDY RESULTS USING EUCLID ORTHO-K LENSES FOR MYOPIA MANAGEMENT

A large US myopia study shows overnight Ortho-K using Euclid designs **managed pediatric myopia progression with high efficacy**. The Clinical Algorithm for Myopia Progression (CAMP) study⁴⁻⁵ analyzed results from 342 myopic children who were treated over a three-year period.

KEY FINDINGS



*Minimal defined as less than or equal to 0.25D or 0.10mm per year

1. Euclid MAX Toric is available for patients with corneal elevation differences

2. Based on 2019 internal data on file

3. Based on ISO/FATT Method. Optimum Infinite® (tisilfocon A) gas permeable material

4. Cooper J, Aller T, Smith EL 3rd, Chan K, Dillehay SM, O'Connor B. Retrospective Analysis of a Clinical Algorithm for Managing Childhood Myopia Progression. Optom Vis Sci. 2022 Dec 22

5. Data on file


EUCLID'S PROVEN PATIENT-SPECIFIC LENS DESIGNS WITH WIDE PARAMETER RANGES

Euclid's Ortho-K lens designs offer wide parameter ranges and small incremental changes of .01mm. From beginners to expert fitters, Euclid is easy to integrate into your practice with a simple, streamlined empirical fitting process and the ability to make advanced modifications for your most complex patients.

PARAMETER	MINIMUM	MAXIMUM	INCREMENT
Flat K*	37.50	48.00	0.01D
Steep K	37.50	48.00	0.01D
Target Correction	0.00	-5.00	0.01D
Jessen Factor	0.75	2.50	0.25D
Overall Diameter	9.8	11.60	0.1mm
Base Curve	7.30	10.15	0.01mm
Posterior Optic Zone	5.60**	6.60	0.2mm
Peripheral Curve	10.50	12.50	0.5mm
Toricity	0.25	4.00	0.25D

*33.25D max corneal flattening

**5.0-5.4mm POZ offered for Euclid spherical designs only



WHY EUCLID

- 25+ year-old company focused 100% on myopia management
- Each lens is specifically designed for the individual patient's eyes
- 87% first fit success*
- Proven on millions of eyes around the world
- A pioneer in receiving government approvals for Ortho-K
- No inventory or trial set required
- The power of three-factor fitting produces category-leading results – just provide the following parameters: Rx, K's, HVID

*Based on 2019 Internal Data

“My first-hand experience as a clinician using Euclid lenses has helped me provide a seamless Ortho-K experience and streamlined care for my patients. It is a game-changer in the space of pediatric myopia care.”

Kevin Chan, OD, MS, FAAO, Senior Clinical Director, Treehouse Eyes

GET CERTIFIED TODAY

Ready to grow your practice with Euclid MAX, now available from ABB Optical?

Start with our quick, FDA-required online certification course by simply scanning below:



MYOPIA

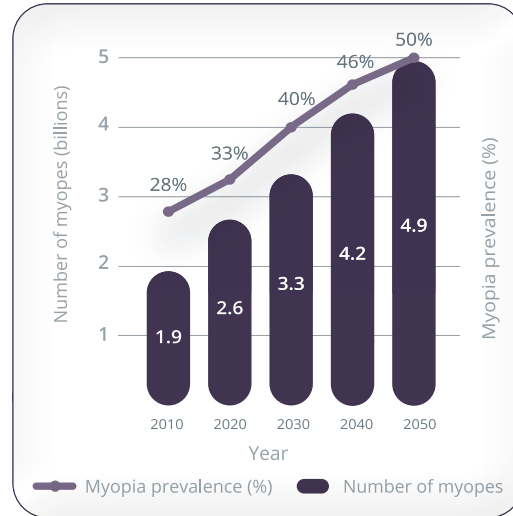
A GLOBAL VISION ISSUE!



Rates of myopia are increasing at alarming rates worldwide¹

Clinical studies show that in the United States myopia has increased by 66%, since 1971.²

Recent global projections suggest that by 2050, up to 5 billion people —50% of the world's population will be myopic.



PARAGON CRT® CONTACT LENSES

INDUSTRY LEADING ORTHO-K DESIGN



Paragon Vision Sciences is the only company to manufacture its lens designs (Paragon CRT® and Paragon Dual Axis®) and lens material (HDS 100)

Both the lens designs and the material are FDA approved for overnight wear.³

When you expand your treatment options with Paragon CRT®, partner with a company that invests in your success. When you order Paragon CRT®, included is Paragon's world class support. Our wide array of contemporary Marketing resources will drive interest in Paragon CRT with your patients.

WHY PARAGON CRT®?

PATIENT RETENTION

Did you know that 21% of soft lens patients purchase lenses online?

Paragon CRT is a product that cannot be duplicated online and can differentiate your practice!

PATIENT SATISFACTION

97% of patients say Paragon CRT contact lenses meet or exceed their expectations!⁴

Change lives by treating your patients with a lens that improves their quality of life!

HEALTHY MARGIN

As profitable as:

- approximately 6 or 7 one day soft lens patients that purchase an annual supply
- approximately 40 patient exams with select eye care insurance



1. Brien Holden Institute, Research Data on File, 2010. 2. Vitale S, Sperduto RD, Ferris FL 3rd. Increased Prevalence of Myopia in the U.S. between 1971-1972 and 1999-2004. Arch Ophthalmol. 2009 Dec;127(12):1632-9. PubMed 3. FDA Approved package insert. 4. CRT Data Report, 2018.

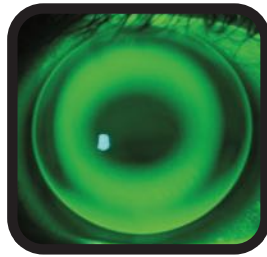
✦ PARAGON CRT DUAL AXIS®

ENHANCE YOUR FITTING SUCCESS WITH ASTIGMATIC PATIENTS

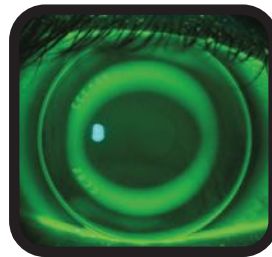


Paragon CRT Dual Axis® enhances your fitting success with astigmatic patients! Patients with $\geq 0.75D$ of corneal toricity will benefit from the Paragon CRT Dual Axis lens design, a meridian specific toric orthokeratology lens. The CRT Dual Axis lens offers a steep and flat Return Zone Depth (RZD1/RZD2) to accurately align to a patients flat and steep corneal meridian. A CRT Dual Axis lens edge profile is also customizable by utilizing a Dual Landing Zone Angles (LZA1/LZA2). These unique features greatly enhance the fitting of corneas with both apical and limbus to limbus astigmatism patterns and decrease the treatment duration period.

Practitioners worldwide report Dual Axis benefits including:



Paragon CRT® on a toric cornea



Paragon CRT Dual Axis® on a toric cornea

- Optimizing Centration
- Maximizing Reshaping Efficacy
- Accelerating Onset
- Maintaining long-term treatment consistency

Manufactured in Paragon HDS®100

FLEXIBLE ORDERING OPTIONS

Paragon CRT® & CRT Dual Axis® offer flexibility. Whether you are just starting to build your Ortho-K practice or have been fitting Ortho-K for years, Paragon Vision Sciences has the right option for you. You can order by the set or by the lens!

WARRANTED EMPIRICAL FITTING OPTION

With empirical fitting you can have more flexibility in how you order lenses. This is a useful option for practices that are just getting started with Ortho-K or who do not have many Ortho-K patients. With our warranted empirical fitting we offer free customization on parameters including lens power, diameter/base curve differences, lens tint color, and center thickness in both Paragon CRT® and Paragon CRT Dual Axis®.

Get certified at paragonvision.com/getcertified.



We Don't Just Change Vision, We Change Lives.



INTRODUCING REMLens® for Myopia Management

- 89%**▶ • **First Fit Success Rate***
- Online Lens Design Calculator
 - Dynamic Edge Profile™ delivers remarkable comfort
 - Simplified lens design and ease of ordering
 - Highly adjustable parameters
- ZERO** ...▶ • **Investment in a large dispensing or fitting set**
- Worry-free refits
 - Design consultation
 - Practice management tools
 - Competitive pricing
 - Hassle-free, no return warranty

MYOPIA MATTERS TO US

Myopia, the most common refractive error worldwide, is estimated to rise to affect about 50% of the global population by 2050. *Higher levels of myopia are associated with vision-threatening complications such as retinal detachment, macular degeneration, cataract, glaucoma.

LEARN MORE & GET CERTIFIED


To begin prescribing and fitting REMLens for myopia management, simply click on the blue button

[Get REMLens Certified](#)

Contact one of our expert ABB Specialty Vision Consultants and get started today!

800.772.3911 option 4

BAUSCH+LOMB
Vision Shaping
Treatment VST



Signature Lens Designs

cCONE™

☼ **cCONE™**

This lens is designed for beginning to moderate Keratoconic patients. The cCONE is constructed in a three zone design. Each zone is clearly labeled for dimensions to enhance fine tuning for the final fit. A performance proven lens that is easy to fit and gentle on the cornea. The lens is a first choice for central or mildly superior conic corneas. However, the cCONE can also be manufactured in any keratoconic design with your customized parameters.

eCONE™

☼ **eCONE™**

For moderate to advanced Keratoconic patients, the eCONE lens features Controlled Zone Technology™ improving the fitting relation between the lens and keratoconic cornea. The net result is enhanced comfort and acuity while simplifying challenging fits. The peripheral curve is an actual edge lift system which can be adjusted to give more or less edge lift depending on the need. This lens is designed for the more centrally located cone.



☼ **XCONE™**

The XCONE is a reverse geometry design that provides better centration and less tilting or rocking of the lens. The result is a better fit along with enhanced comfort and acuity. This lens is best suited for patients with pellucid marginal degeneration, post surgical, and other irregular corneal applications including some corneal grafts.

**SOPER
CONE**

☼ **SOPER CONE**

This is a bicurve contact lens with a fitting philosophy based on sagittal depth. The vaulting effect of the lens increases as the base curve decreases. This change in the steep central posterior curvature is what is used to fit the cone. The theory behind the Soper cone design is to avoid apical bearing in keratoconus. There are three groups of a given diameter/optic zone relationship. The steep central posterior curvature varies in order to fit the cone.

**MC GUIRE
CONE**

☼ **MCGUIRE CONE**

There are three groups of designs in the keratoconic lens system: the well blended zones create an almost aspheric relationship. The fitting philosophy of this design aims to achieve a three-point touch and is predicated upon the size of the of the optic zone in relation to conical size.

Signature Lens Designs

DYNA CONE



The Dyna Cone and Dyna Cone Plus Series are designed for central to mostly central nipple cones, with a light feather apex touch fit. The rest of the pattern should be as close to alignment as possible. Series come in standard diameters of 8.0 mm, 8.4 mm, and 8.8 mm, but are available from 8.0 mm to 9.9 mm. The desired edge lift shows 1.0mm width of clearance. Flatter and steeper edge lifts are available in a step system. Quad Sym PC and/or BC options are available in Dyna Cone and Dyna Cone Plus.

DYNA CONE PLUS



This small diameter lens, which has varying optical zones, is intended for centrally positioned nipple cones. The peripheral system is a heavily blended series of spherical curves for better centration and maximum alignment. The Dyna Cone Plus has a 0.4 mm larger optical zone than the Dyna Cone lens.

DYNA INTRA-LIMBAL



Best on pellucid marginal degeneration, low cones, globus cones, oval cones, post graft and other flat profile corneas. Diameter 10.0 to 12.0. Optical zone is 1.8 mm less than diameter.

DYNA INTRA-LIMBAL- POST GRAFT - POST LASIK



These corneas typically require a reverse geometry design due to the flat central area surrounded by a steeper peripheral zone. The best fit should exhibit as close to alignment fluorescein pattern as possible. There should be no bearing on the host/graft. The lens is designed to fit intra-limbal and to achieve 0.5 mm to 1.0 mm of vertical movement. Try this Dyna Intra-Limbal Special Reverse Geometry design.

PURESITE DUAL BASE



Keratoconus lens with a two zone spherical lens designed to fit the more “normal” cornea around the cone and a central curve to vault the cone with minimal clearance. This spherical central curve has proven to give better optics than an aspheric curve over the optical apex.

PURESITE R-2000



A Keratoconus lens designed with a spherical optical zone which is surrounded by a zone of variable eccentricity to transition from the cone to the peripheral cornea. The lens presents an aligned cone contour with a mathematically correct paracentral pump to effectively refresh the tear supply.

Signature Lens Designs

G.B.L.

☀️ G.B.L.

A large gas permeable contact lens, the G.B.L. is designed to center well on the corneas of patients for whom conventional lenses often decenter. This lens is also available in a reverse geometry design. The G.B.L. lens gives the fitter a new dimension to successfully provide a healthy corneal response together with improved vision. The diameter range of the G.B.L. is 10.8mm to 12.5mm. It may be used for any patient with lens decentration, but is especially effective in the correction of irregular corneas, including keratoconus and pellucid marginal degeneration.

Surgilens

☀️ SURGILENS™

The SurgiLens incorporates a reverse geometry curve on the posterior surface which results in an improved fit over conventional designs, providing enhanced comfort and optimal visual acuity. This lens is also available in an aspheric design. The SurgiLens is designed for the post refractive surgical cornea (post lasik/post graft).

EKF

☀️ EKF POST SURGICAL DESIGN

Use on Post Refractive corneas and on sunken or raised grafts. Manufactured with high amounts of reverse geometry curves.

PKP

☀️ PKP

This “bridge” design is intended for rehabilitation of post-graft corneas. It offers ease of fit, comfort and excellent stability of vision.

REVERSE GEOMETRY

☀️ REVERSE GEOMETRY

Reverse geometry lens designs have secondary and/or mid-peripheral curves that are steeper than the base curve. Reverse geometry designs can provide increased comfort, stability and improve the quality of vision. Reverse Geometry lens designs are available in many of our Signature Lens Designs.


Signature Lens Designs

ROSE K™



Easy-to-fit using a simple systematic approach for all Rose K lens designs. Simple to use flexible edge lift system. Aberration control aspheric optics providing outstanding acuity, reduced flare and glare and minimum lens mass. Advanced fitting options including:

- Toric peripheral curves
- Asymmetric Corneal Technology or ACT
- Front, back and bi-toric designs available for Rose K2™, Rose K2 NC™, Rose K2 IC™ and Rose K2 PG™. Extensive diameter and base curve range. Fits most corneal shapes, sizes and stages of keratoconus because of the unique design that changes as the base curve steepens.

	ROSE K2	ROSE K2 NC	ROSE K2 IC	ROSE K2 PG
Primary Application	Oval keratoconus Nipple keratoconus	Moderate and steep nipple cones	Pellucid marginal degeneration, keratoglobus, lasik induced ectasia and post graft	For patients who have undergone penetrating keratoplasty
Secondary Application	Early pellucid marginal degeneration	All nipple cones	Oval keratoconus	Oval keratoconus, nipple keratoconus and Lasik
Advanced Fitting Options	<ul style="list-style-type: none"> • Toric Peripheral curves (TP) • Quadrant specific Asymmetrical Corneal Technology (ACT) • Toric: back, front and bi-toric surfaces • Combinations of the above <p><i>Recommended in</i> </p>			
Trial Sets	26 lenses from 5.10 to 7.60 mm in a variable diameter from 8.5 to 9.2 mm, with variable power to approximate the final lens power.	25 lenses from 4.60 to 7.40 mm in variable diameter from 8.1 to 8.9 mm with variable power to approximate the final lens power.	18 lenses from 6.00 to 8.40 mm in an 11.2 mm diameter, with variable power to approximate the final lens power.	22 lenses from 6.00 to 9.00 mm in a 10.4 mm diameter, with variable power to approximate the final lens power.

“ It is a systematic approach when fitting keratoconus, irregular and post surgical corneas by using a simple 5 step system. This applies to all ROSE K2 designs. ”

Dr. Paul Rose, Hamilton, New Zealand

Signature Lens Designs

✦ XTRIVISION®



Versatile lens design offering flexible, simultaneous multifocal vision. This multifocal lens provides consistent, predictable results while allowing you to customize the zone sizes and ADD powers. The XTriVision lens is an ideal lens for patients that require distance, near and intermediate vision with ADD power up to +3.00D.

✦ XTRIVISION® TETRA

XTRIVISION
TETRA

Similar simultaneous multifocal design as the XTriVision multifocal with a Reverse Geometry design and Tetra-curve assigned PC radii.

✦ VERSARE™



Featuring Controlled Zone Technology, this lens allows transition from the distance zone through the intermediate zone into the near zone. Suited for emerging presbyopes and patients with up to 2 diopters or less corneal astigmatism. Provides up to +2.00D ADD power.

✦ MANDELL SEAMLESS® MULTIFOCAL



Front Surface Concentric multifocal design. The unique transition zone provides seamless “no jump” transition between distance and near optic zones, which can be customized. The lens is available in a reverse curve and in any astigmatic lens design. An Ideal lens choice for patients with specific distance and near requirements with minimal intermediate. Up to +3.00D in ADD power.

“ Because the bifocal optics of the Mandell Seamless Multifocal are formed on the front surface of the lens, the back surface is available for a variety of designs. You can easily refit a patient who is currently wearing GP lenses that needs to progress into a multifocal design. ”

Robert B. Mandell, OD, PhD, FAAO
Accomplished Contact Lens Pioneer, Author, Inventor, and
Professor of Berkeley Optometry, University of California, Berkeley, California

Signature Lens Designs

Natural Vision
BIFOCAL

✿ NATURAL VISION™ BIFOCAL

A translating, prism ballasted lens design. This lens has true monocentric construction to avoid image doubling and virtually no limit to the distance or ADD powers. Controlled lathing allows for crisp optics, thinner lenses and a minimum edge for optimal comfort and centration. Ideal for patients with advanced presbyopia and patients that have fine discriminating needs. Lens is manufactured truncated or round.

TriVA

✿ TRIVA

This lens features an exceptionally comfortable translating GP lens design that combines crisp spherical distance with near optics with a supplemental intermediate aspheric power, for uncompromising vision in all three areas of gaze. Empirically fit simply with K's and Rx. Patients are amazed when they experience sharp, clear vision distance, intermediate and near.

**Menifocal
Bifocal**

✿ MENIFOCAL BIFOCAL

Concentric translating bifocal design improves visual performance for both distance and near vision when compared with other designs which do not adjust for increasing close up reading powers. Menifocal is manufactured exclusively in the Menicon Z material.

“ Historically, translating GP bifocal lenses have always provided our patients with excellent distance and near optics. The major problem with these lens designs has been lack of intermediate correction. The translating TRIVA design has overcome this obstacle with a unique optical system that provides the presbyope with clear vision at all distances. ”

Patrick Caroline FAAO
Pacific University College of Optometry, Forest Grove, Oregon

Signature Lens Designs

**TANGENT
STREAK™**
No line Multifocal

✦ TANGENT STREAK NO LINE MULTIFOCAL

The Tangent Streak No Line multifocal is a back surface aspheric design, providing center distance correction with progressive ADD power to the periphery. Central positioning with moderate central pooling is essential to realize the maximum ADD power of +2.25D.

Tangent Streak® AAA


✦ TANGENT STREAK AAA

Anterior Aspheric ADD Multifocal. This lens features concentric zones of power, with distance in the center, surrounded by the intermediate and near power zones radiating outward. The lens simultaneously collects distance, intermediate, and near images.

SPECTRAVUE®
By Tangent Streak™

✦ SPECTRA VUE

Translating Progressive Multifocal. The upper segment is a constant distance power. It joins seamlessly with the crescent shaped middle section which provides progressive intermediate power change. The crescent lower segment is a constant power for near.



Signature Lens Designs



ULTIMA MULTIFOCAL

This lens utilizes the back aspheric design of the Ultima lens with an aspheric front surface design for low, moderate, and advanced prebyopes. Ultima multifocal provides an easy transition from a single vision GP and offers near, intermediate and distance vision in all gazes.



PURESITE MULTIFOCAL

Front surface design with the distance in the center, intermediate and near in the periphery for low, moderate, and advanced presbyopic patients which provides optimum near, intermediate and distance vision.



PURESITE REVISION PLUS

A Bi-aspheric multi zonal multifocal lens with a distance center. This lens provides distance, intermediate, and near vision ideal for ADD power of +2.00D and above. The central zone can be altered to accommodate larger or smaller pupils.

DISTRIBUTED BIFOCAL/MULTIFOCAL LENS DESIGNS

XCEL Solution Bifocal

ESSENTIAL Multifocal

ART OPTICAL Renovation

ESSENTIAL Xtra GP Multifocal

ART OPTICAL Renovation E

ESSENTIAL CSA Multifocal

Lifestyle Multifocal

ESSENTIAL Xtra CSA Multifocal

Truform Solitaire II

Truform Llevations

Signature Lens Designs

OXYFLOW®

OxyFlow

The Oxyflow design is manufactured for a traditional alignment fit with low to moderate edge lift. This lens design has a spherical base curve with one or more spherical peripheral curves. It allows the Eye Care Practitioner to customize the peripheral curve system or use the standard ABB Optical Group parameters.

The Oxyflow lens design is best suited for myopic and hyperopic patients with up to 2.00D of corneal astigmatism.

PURESITE GP



A spherical single vision lens design manufactured with a carefully calculated geometry between the base curve and peripheral system made up of several cuts providing a maximized fit for superior patient fit and visual acuity.

EDGELIFT®

EdgeLift

The EdgeLift design has a spherical base curve with an aspheric peripheral system which allows for a junction-less transition from base curve. This Axial Edge Lift (AEL) design allows the Eye Care Practitioner to customize and change the lift by 0.01mm increments if desired or to use the standard ABB Optical Group parameters (.13 mm).

This standard thickness design is best suited for myopic and hyperopic patients with up to 2.00D of corneal astigmatism.

INSIGHT

InSight

The InSight design has a spherical base curve with an aspheric peripheral system which allows for a junction-less transition from base curve. This Axial Edge Lift (AEL) design allows the Eye Care Practitioner to customize and change the lift by 0.01mm increments if desired or to use the standard ABB Optical Group parameters (.09 mm).

This standard thickness design is best suited for myopic and hyperopic patients with up to 2.00D of corneal astigmatism.

Signature Lens Designs

PLIAFLEX®

Pliaflex®

The Standard Pliaflex lens offers excellent stability, durability and wettability in a thin lens design. The Pliaflex edge profile reduces lens to lid interaction for faster adaptation and increased initial and long-term comfort. The Pliaflex lens does not work well on spherical corneas or Against the Rule astigmatism. Patients must have a minimum of .75D and up to 2.50D corneal cylinder. Consider this lens design for first time GP lens wearers or current wearers of other thin lens designs. Other ideal Pliaflex candidates are patients whose lenses decenter inferiorly because of excessive weight. Anytime a thin lens is desired, select Pliaflex as it is proven to work.

PLIAFLEX® PD

Pliaflex® PD

Polycon Design and Thinner Design lenses are considered part of Pliaflex PD design. The Polycon II lens was one of the first ultra-thin gas permeable lens designs which reduces the overall lens mass and thickness, both of which affect lens-to-corneal alignment and lid awareness. The Polycon design is a tricurve design with a standard center thickness of .08mm and an edge thickness of 10mm.

VERACON® ASPHERIC

*VerAcon
spheric®*

Veracon Aspheric is designed as an aspheric central base curve with a programmed peripheral lift. It delivers great aberration control that can fit up to 2-3 diopters of corneal astigmatism. The VerAcon lens is ideal for emerging presbyopes with up to a +1.00 ADD and may delay the need of a multifocal 4-5 years.

ULTIMA ASPHERIC



A proprietary designed aspheric back surface lens precisely designed and manufactured to align with the patients corneal curvature resulting in a comfortable fit for your first time GP lens wearer. Manufactured using state-of-the-art computerized lathes, which enables quality and reproducibly.

ALLEVO 58

ALLEVO 58

Low eccentricity back surface aspheric that provides a comfortable fit for patients with up to 3 diopters of corneal astigmatism which also provides a low ADD effect. 4 lens zone design with a 4.0 mm central sphere with an aspheric mid-periphery followed by an aspheric alignment zone and a ski lift edge.

SynergEyes® Contact Lenses

ASTIGMATISM

DUETTE



The unique advanced-technology Duette hybrid contact lens is ideal for patients with astigmatism. Lens design has a dual aspheric GP center with a silicone hydrogel soft skirt.

SYNERGEYES A



First hybrid contact lens with FDA clearance specifically designed for patient with high astigmatism or mildly irregular corneas.

PRESBYOPIA

DUETTE PROGRESSIVE



Available in both Center Distance FlexOptics and Center Near designs for the Continuum of Presbyopia, giving patients personalized solutions for their unique vision needs.

DUETTE MULTIFOCAL



Add power for the Duette Multifocal contact lens is a single progressive Add zone, with a small and large add zone.

SYNERGEYES MULTIFOCAL



Add powers for SynergEyes Multifocal lenses are +0.75 D, +1.25 +1.75 D, +2.25 D, with a 100 DK GP center and a Hema soft skirt.

IRREGULAR CORNEA

ULTRAHEALTH



2nd generation UltraHealth contact lens is indicated for patients with Keratoconus, as well as many other irregular corneas. GP lens center, with a silicone hydrogel soft skirt, designed to vault the corneal ectasia.

CLEAR KONE



Clear Kone lenses are the first FDA cleared hybrid contact lenses specifically designed for keratoconus and other corneal irregularities. 100 DK GP lens center, with a Hema soft skirt.

ULTRAHEALTH FC



The UltraHealth FC is an extension of the UltraHealth. It is indicated for eyes with refractive errors resulting from corneal surgery or trauma including hyperopia, myopia, astigmatism and irregular astigmatism. The design works well with oblate corneas that may need more peripheral lift. Aspheric, reverse geometry vaulted lens design.

SYNERGEYES KC



First hybrid contact lens with FDA clearance specifically designed for patients with keratoconus.

SYNERGEYES PS



A hybrid contact lens that offers vision correction after having surgery.

CUSTOM SOFT LENSES NEVER LOOKED SO GOOD





CONCISE Custom Soft contact lenses are available with:

- A brand new, modern look
- New practice tools for you and your staff
- Made to order lens precision
- Choice of silicone hydrogel or hema lens materials
- Fast order turnaround
- No-risk warranty*



Flat K Reading - 43.00 +	Steep K Reading - 43.00 +	HVID - 11.8 + mm	Mean K Diopters 43.00 D	Mean K Millimeters 7.85 mm
Spectacle RX Sphere - 0.00 +	Spectacle RX Cylinder - 0.00 +	Spectacle RX Axis - 180 +	Spectacle RX should be in minus cylinder only. SAG Height 3.933	
Concise Custom Soft Definitive Silky <input type="checkbox"/> SH 74	Concise Custom Soft Hydrogel <input type="checkbox"/> H 55	Design <input type="checkbox"/> Sphere <input type="checkbox"/> Toric		
Base Curve 8.6	Lens Diameter 14.5	CL Sphere Power 0.00 D		



DESIGN THE PERFECT FIT

Made-to-order CONCISE Custom Soft lenses can be customized with any power, diameter, base curve, cylinder, axis, and optic zone to provide a perfect fit - made only for your patient's eyes.



Signature Lens Designs

CONCISE CUSTOM SOFT



CONCISE Custom Soft signature lens designs consists of Sphere, Toric, Multifocal, Toric Multifocal, and Keratoconus, all lens designs can be Made to order.

 Custom Soft Contact Lens Designs							
SPHERE	BASE CURVE	DIAMETER	POWER	CYLINDER	AXIS		
CONCISE Custom Soft Sphere	8.0 to 9.2mm .1 Steps	14.0 to 15.0mm .1 Steps	+10.00 to -10.00D	----	----		
	STANDARD 8.3, 8.6, 8.9	STANDARD 14.2, 14.5	.25 Steps				
MTO	6.5 to 11.5mm .1 Steps	10.0 to 16.5mm .1 Steps	+20.00 to -20.00D .25 Steps	----	----		
	9.2	15.0					
TORIC	BASE CURVE	DIAMETER	POWER	CYLINDER	AXIS		
CONCISE Custom Soft Toric	8.0 to 9.2mm .1 Steps	14.0 to 15.0mm .1 Steps	+10.00 to -10.00D .25 Steps	-0.50 to -3.00D .25 Steps	Any		
	STANDARD 8.3, 8.6, 8.9	STANDARD 14.2, 14.5					
MTO	6.5 to 11.5mm .1 Steps	10.0 to 16.5mm .1 Steps	+20.00 to -20.00D .25 Steps	-0.25 to -10.00D .25 Steps	Any		
	9.2	15.0					
MULTIFOCAL	BASE CURVE	DIAMETER	POWER	CYLINDER	AXIS	ADD POWER	DISTANCE ZONES
CONCISE Custom Soft Multifocal	8.4, 8.6mm 8.1, 8.4, 8.7mm-SiHy	14.5mm 14.2, 14.5mm-SiHy	+4.00 to -7.00D +10.00 to -10.00D-SiHy .25 Steps	----	----	+0.50 to +3.00D .25 Steps	1.5, 1.9, 2.18 or 2.50mm
	7.8 to 10.0mm .1 Steps 7.5 to 9.6mm-SiHy .3 Steps-SiHy	13.0 to 16.0mm 13.5-15.5mm-SiHy .1 Steps	+20.00 to -20.00D .25 Steps	----	----	"	"
MTO	8.4, 8.6mm 8.4, 8.7, 9.0mm-SiHy	14.5mm 14.2, 14.5mm-SiHy	+4.00 to +7.00D +10.00 to -10.00D-SiHy	0.75 to -3.00D -0.25 to -2.75D-SiHy 25D Steps-SiHy	Any	"	"
	7.8 to 10.0mm .1 Steps 7.5 to 9.6mm-SiHy .3 Steps-SiHy	13.0 to 16.0mm 13.5 to 15.5mm-SiHy .1 Steps	+20.00 to -20.00D .25 Steps	-0.50 to -8.00D -0.25 to -4.50D-SiHy 25 Steps	Any	"	"
KERATOCONUS	BASE CURVE	DIAMETER	POWER	CONE ALIGNMENT SERIES			
CONCISE Custom Soft KERATOCONUS	8.6mm	14.5, 15.0mm	Plano to -20.00D .25 Steps .5 Steps above +/- 8.00	Sag Depth Series A-D Series A = Emerging Cone Series D = Mature Cone			
	MTO	Custom parameters are available beyond the parameters stated above. Please call ABB Specialty Vision Consultation for any parameters not listed.					
Material options include: DEFINITIVE Silicone Hydrogel - Efofilcon A 74%, Hydrogels - Methafilcon A 55% (in STANDARD Lens Designs), Benz 49% or Polymacon 38%, Colors are Standard Clear and Visibility Tint upon request.							



FAST MTO ORDER TURNAROUND TIME

Signature Lens Designs

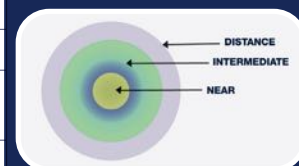
CONCISE CUSTOM SOFT – Multifocal & Multifocal Toric



The CONCISE Custom Soft Multifocal and Multifocal Toric lens is a patented lens design with a unique central near zone, comprising concentric zones which accommodate changes in lighting as well as near, intermediate and distance vision.

- The base curve geometry is made up of a spherical optic zone and an aspheric periphery
- Unique aspheric front curve has multi-optic zones
- A back toric design with prism ballast, marked with an engraved dot at 270°

Lens Specifications	
Material	Efrolcon A
Water Content	74%
Handling Tint	Visitint Standard, Clear (upon request)
Visible Light Transmission	99.3%
Modulus (MPa)	0.35
Base Curve	7.5mm – 9.3mm in .3 steps 8.1, 8.4, 8.7 mm Standard Multifocal BC 8.4, 8.7, 9.0 mm Standard Multifocal Toric BC
Standard Diameter	14.2 & 14.5mm
Diameter Range (available upon request)	13.5mm - 15.5mm
Center Thickness	0.15mm @ -3.00DS
Optic Zone	8.00mm @ -3.00DS
Oxygen Permeability (DK)	60.0 x 10 ⁻¹¹ @ 35°
Oxygen Transmissibility (DK/L)	40.5 x 10 ⁻⁹ @ -3.00DS
Sphere Power	+10.00 to -20.00 in 0.25DS Steps
Add	Low Add up to +2.25DS
	High Add up to +2.75DS
Cylinder Power	Up to -4.50D
Axis	Any
Packaging	Vial, 3-pk, 4-pk



The CONCISE Custom Soft Multifocal and Multifocal Toric lenses are manufactured with Definitive material, an exceptional silicone hydrogel material with 74% water to provide better comfort and increases ocular health. These lenses are produced utilizing advanced C.N.C. diamond turning machines for greater accuracy and repeatability.

FAST MTO ORDER TURNAROUND TIME

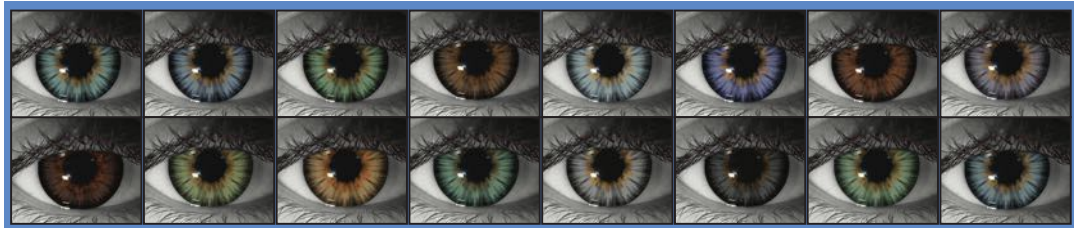
Signature Lens Designs

CONCISE Colors


CONCISE Colors cosmetic and prosthetic tinted contact lenses combine an advanced tint process with highly customized lens designs that allow almost any patient to be fit in natural opaque tints. The exceptional custom lens designs feature a unique stabilization property and offer full custom parameters to easily deliver remarkable results.

Tint Range

Select from 16 beautiful tint colors along with starburst and/or limbal ring feature options:



Colorblends



CONCISE Colors feature a proprietary processing technique developed by Orion Vision Group utilizing sub-micron size pigments. This revolutionary process results in an incredibly smooth, vibrant pigment layer, and delivers outstanding comfort. In addition to base tint options, at no additional charge, you may choose a starburst effect, limbal ring, or both for blending to a natural eye color.

BASE CURVE SELECTION CHART			
Average K	Lens Diameter		
	13.5 & Smaller	14.0 & 14.5	15.0 & Larger
50	7.7	8.0	8.6
49			
49	8.0	8.3	
47			
46			
45	8.3	8.6	8.9
44			
43			
42			
41	8.6	8.9	9.2
40			
39			
38			

TINT SPECIFICATIONS

Iris Diameter: 12.25

Limbal Diameter: 12.75

Clear Pupil: 2.8, 3.3, 4.2, 5.0, 5.5, 6.0 (4.2 standard)

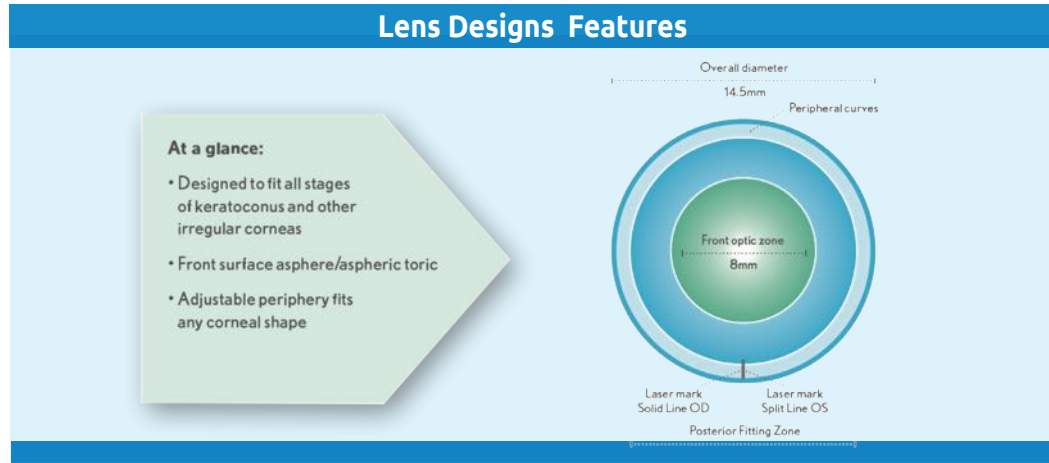
Cosmetic Feature Options:

- Starburst
- Limbal Ring
- Starburst and Limbal Ring

KERASOFT® IC / KERASOFT® THIN



Kerasoft IC and Kerasoft Thin silicone hydrogel lenses delivering comfort, health, and excellent visual acuity for your keratoconus and other irregular cornea patients. These soft contact lenses feature a front surface asphere or aspheric toric design. The patented design offers balanced overall thickness with spherical aberration control and two sectors of independently modifiable periphery – making it able to conform to the shape of any cornea.



FITTING SET PARAMETERS

The standard Fitting Set is available with 8 x 14.5mm diameter lenses comprising:

6 x STD periphery Base Curve 7.80 to 8.80 on 0.20 mm steps

1 x FLT2 periphery Base Curve 8.20 (for Nipple Cones)

1 x STP2 periphery Base Curve 8.60 (for post graft and other reverse geometry corneas)

It is possible to order a powered Kerasoft Thin lens design from Kerisoft IC Plano Trial Lens. However if a Kerasoft IC powered lens is ordered from Kerasoft Thin Plano Trial Lens the final lens may fit differently due to the thicker profile shape.

DIAMETER & PERIPHERY GUIDE

KeraSoft® Thin's increased flexibility improves drapage over the peripheral cornea. This reduces the need for peripheral changes, which can often be better managed by moving to a larger diameter lens. The guide below suggests where larger diameters or different peripheries may be appropriate. Fitting Lenses with different diameters or peripheries are available on request.

CORNEAL TYPE	PERIPHERY	DIAMETERS
Central (mild to moderate)	Standard	14.50
Nipple Cone (advanced)	Flat 2 or Flat 3	14.50 & 15.00
Low or Decentered Cone (mild to moderate)	Standard	14.50 & 15.00
Low or Decentered Cone (advanced)	SMC (STD:STP1 or STD:STP2)	14.50 & 15.00
Post-graft post-refractive surgery	Standard	14.50 & 15.00
Complex post-graft post-refractive surgery	Steep 2 or SMC design	14.50 & 15.00



☀️ KERASOFT® THIN

ULTRA-THIN DESIGN DELIVERS ENHANCED PERIPHERAL FIT

Kerasoft Thin's unique, thinner design increases lens flexibility, allowing it to drape better over the peripheral cornea. This directly reduces the need for peripheral changes on complex corneas such as Post Graft and Nipple Cones. Compared to thicker soft lens designs, Kerasoft Thin is quicker and easier to fit, reducing chair time.

COMPLEX CASES BENEFIT FROM UNIQUE KERASOFT THIN DESIGN

Research and development has proven that fitting thin can provide optimal VA together with lifestyle enhancing comfort for even the very complex corneas. Improved drapage reduces tear pooling under the lens which in turn stabilizes visual acuity.

THINNER LENSES DELIVER INCREASED OXYGEN TO THE CORNEA

Increased oxygen supply helps maintain a healthy cornea – particularly important for Post graft cases. Many cases of keratoconus require high minus powers which adds overall thickness to the final powered lens. Kerasoft Thin works to reduce this thickness and therefore improves wearing time.

WHY CHOOSE THIN? ON-EYE INVESTIGATION

Kerasoft Thin has approximately half the center thickness (0.20CT) of Kerasoft IC, making it the thinnest soft specialty contact lens for Irregular Corneas. An internal study was conducted to compare the two designs for on-eye-performance. The majority of subjects had keratoconus and a small number of patients with PMD / INTACS / Post Graft were also included. All had already been successfully fitted with Kerasoft IC lenses and wearing them for several months. New lenses of both designs, using the same parameters were issued to each subject.

RESULTS

70% of subjects returned wearing Kerasoft Thin as their preferred lens type. 20% reported they found no difference between designs and returned wearing their original Kerasoft IC lenses. 10% reported that they preferred their original Kerasoft IC design.

VISUAL ACUITY

All subjects had unchanged or improved VA with the Kerasoft Thin design.

COMFORT

On comparing overall comfort between the two designs, all subjects felt that comfort was either equal to (17%) or superior to (83%) with Kerasoft Thin compared to Kerasoft IC design.

CONCLUSION OF STUDY

Comparison of both lens designs in this study demonstrated that the reduced thickness of Kerasoft Thin improves VA and comfort for most irregular conditions without impacting negatively on fit.

ALTIUS®

TRANSFORMING LIVES THROUGH BETTER VISION



PERFORMANCE VISION



MEDICAL USE



THE ALTIUS® ADVANTAGE

Patent pending ALTIUS® single-use performance-tinted contact lenses, developed through extensive clinical research, feature 360-degree total immersion technology, and filter 100% UVA/UVB and over 99% of Blue Light.

Athletes wearing ALTIUS® experience **enhanced visual acuity, intensified contrast sensitivity, and refined clarity.**

Patients using these revolutionary lenses report relief from photosensitivity-related migraines, Traumatic Brain Injury (TBI), and certain ocular conditions. Don't let photosensitivity impact your performance or recovery!

AVAILABLE IN TWO TINTS:



ALTIUS® Grey-Green for on-water & on-land sports & recreation (surfing, golf, running, hiking, etc.)

ALTIUS® Amber for dynamic, reactive sports (football, baseball, soccer, shooting, tennis, etc.)

Wearers of both tints report relief from photosensitivity.

BASIC PERFORMANCE CENTER

Includes 12 Amber 10-packs and 12 Grey-Green 10-packs; 24 packs total, PLUS a free 90-pack of demo lenses. Price: \$399.00

POWER RANGE:

Plano; -0.50D to -6.00D -0.25D steps

PRICING:

Available in 10, 30, 90, 180, and 360 packs

10 pk.	\$17.50	...	MSRP \$30.00
30 pk.	\$50.00	...	MSRP \$85.00
90 pk.	\$130.00	...	MSRP \$240.00
180 pk.	\$240.00	...	MSRP \$424.00
360 pk.	\$455.00	...	MSRP \$810.00

DEMO LENS PROGRAM: BUY 90 LENSES AND GET 10 FREE

SPECIALTY CONTACT LENS FITTING SETS

SCLERAL			
Fit Set	# of Lenses	Fit Set	# of Lenses
ICD FLEXFIT	14	DYNA SCLERAL	13
ICD FAMILY	18	DYNA SEMI-SCLERAL	13
EUROPA	13	INFINITY	14
EUROPA	14	ATLANTIS	24
EUROPA	20	AMPLEYE	9
EUROPA ELEVATE	14	ROSE K2 XL	16
JUPITER	14		

ORTHO K			
Fit Set	# of Lenses	Fit Set	# of Lenses
PARAGON CRT	100	PARAGON CRT DUAL AXIS	16

IRREGULAR CORNEA			
Fit Set	# of Lenses	Fit Set	# of Lenses
CCONE	14	DYNA REVERSE GEOMETRY	18
ECONE	20	G.B.L	24
XCONE	20	SURGILENS	20
IRREGULAR CORNEA	30	ROSE K2	26
SOPER CONE	20	ROSE K 2 PG	22
MCGUIRE CONE	20	ROSE K 2 IC	18
DYNA CONE PLUS	26	ROSE K 2 NC	25
DYNA INTRALIMBAL	14		

BIFOCAL / MULTIFOCAL			
Fit Set	# of Lenses	Fit Set	# of Lenses
XTRIVISION TETRA MULTIFOCAL	14	NATURAL VISION	14
MANDELL SEAMLESS BIFOCAL	14	TANGENT STREAK	12
SPECTRA VUE	12	RENOVATION	12

SPHERICAL / SINGLE VISION			
Fit Set	# of Lenses	Fit Set	# of Lenses
OXYFLOW	14	VERACON ASPHERIC	14
EDGE LIFT	14		
PLIAFLEX O2	14		

Call for fit set pricing • Loaner sets available

GP MATERIALS

We proudly manufacture and distribute custom contact lenses with quality FDA approved gas permeable materials. Choose from a wide selection of industry GP material brands.

GP Materials	Dk/L	Specific Gravity
--------------	------	------------------

Contamac

OPTIMUM INFINITE	180	1.20
OPTIMUM EXTREME	125	1.155
OPTIMUM EXTRA	100	1.166
OPTIMUM COMFORT	65	1.178
OPTIMUM CLASSIC	26	1.189
HYBRID FS	31	1.183
HEXA 100	113	1.27

BAUSCH+LOMB

BOSTON XO2	141	1.19
BOSTON XO	100	1.27
BOSTON EO	58	1.23
BOSTON ES	18	1.22
BOSTON IV	19	1.10
BOSTON II	12	1.13
BOSTON EQUALENS II	85	1.24
BOSTON EQUALENS	47	1.19

Menicon

MENICON Z	163	1.20
MENICON Z ALPHA 1	163	1.20
MENICON Z ALPHA 6	163	1.20
MENICON Z THIN	163	1.20
BIONITE	163	1.20

THE LIFESTYLE COMPANY

SGP III	43.5	1.126
SGP II	43.5	1.126
SGP I	22	1.126

GP Materials	Dk/L	Specific Gravity
--------------	------	------------------

CooperVision Specialty EyeCare Paragon

PARAGON HDS100	101	1.10
PARAGON HDS	40	1.16
PARAGON THIN	23	1.15
FLUOROPERM 92	64	1.10
FLUOROPERM 60	43	1.15
FLUOROPERM 30	30	1.14
PARAPERM EW	50	1.07
PARAPERM 02	16	1.12
OPTACRYL 60	14	1.13

Acuity Polymers

ACUITY 200	200	1.18
ACUITY 100	111	1.27
ACUITY 85	115	1.23
ACUITY 58	58	1.24
ACUITY 18	21	1.22

LAGADO

TYRO	97	1.122
ONSI	56	1.206
FLOSI	26	1.12
PMMA	0	1.19



A LEGACY BUILT ON CARE

You work hard to ensure your patients experience life with the clearest possible vision.

But that doesn't always leave time for you to tend to the vision of your practice. That's why ABB has always strived to support the goals of eye care providers – because helping you focus on what matters has always been our vision.

Since 1989, ABB Optical Group has evolved to help eye care professionals:



**Attract
& Retain**



**Improve
Efficiencies**



**Increase
Profitability**

Maggie Dimock, Licensed Optician
Advanced Eye Centers
ABB customer since 2004



 **ABB Contact Lens**
Specialty Vision Products

ABB OPTICAL GROUP SPECIALTY CONTACT LENS LABS



ALAMEDA, CALIFORNIA
1750 North Loop Road, Suite 150
Alameda, CA 94502

KANSAS CITY, MISSOURI
3901 NE 33rd Terrace
Kansas City, MO 64117



**A CUSTOMIZED FIT
FOR YOUR PATIENTS'
SPECIALTY VISION NEEDS**

ABB Contact Lens Specialty Vision Products

The largest portfolio and educational resource for specialty lenses in the industry.

Scleral
Ortho-K
Irregular Cornea
Bifocal/Multifocal

Spherical
Hybrids
Comfort Soft
Sports Vision

Elevate your confidence and fitting success.



Wet Labs



Lunch & Learns



Scleral Lens Boot Camps



Staff Trainings



Virtual Learning Sessions



Highly Skilled Consultation Team



Specialty Business Reviews

800.772.3911 | abboptical.com

